

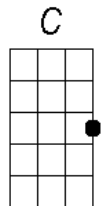
# Silver Bells

Use a waltz strum (see below)

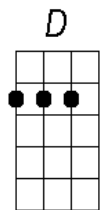
**{Intro}** City (G) sidewalks, busy (G) sidewalks, dressed in (C) holiday (C) style  
In the (D) air there's a (D) feeling of (G) Christmas (G)

City (G) sidewalks, busy (G) sidewalks, dressed in (C) holiday (C) style  
In the (D) air there's a (D) feeling of (G) Christmas (G)

Children (G) laughing, people (G) passing, meeting (C) smile after (C) smile  
And on (D) every street (D) corner you (G) hear (G)

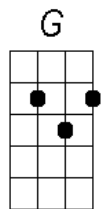


(G) Silver Bells (G) (Silver Bells)  
(C) Silver Bells (C) (Silver Bells)  
(D) It's Christmas (D) time in the (G) city (G)  
(G) Ring-aling (G) (Ring-aling)  
(C) Hear them ring (C) (Hear them ring)  
(D) Soon it will (D) be Christmas (G) day (G)



Strings of (G) street lights, even (G) stop lights, blink a (C) bright red and (C) green  
As the (D) shoppers run (D) home with their (G) treasures (G)

Hear the (G) snow crunch, see the (G) kids bunch, this is (C) Santa's big (C) scene  
And a-(D)-bove all the (D) bustle, you (G) hear (G)



(G) Silver Bells (G) (Silver Bells)  
(C) Silver Bells (C) (Silver Bells)  
(D) It's Christmas (D) time in the (G) city (G)  
(G) Ring-aling (G) (Ring-aling)  
(C) Hear them ring (C) (Hear them ring)  
(D) Soon it will (D) be Christmas (G) day (G)

**{Slowing}** (D) Soon it will (D) be Christmas (G) day (G/)

1	and	2	and	3	and	<i>Repeat</i>
↓	-	↓	↑	↓	↑	
Pluck		↓	or	↓		